






The Vikings

Spring Term 4 – Homework

In the grid below are your different homework tasks for this term. Please choose **at least 4 pieces** of homework to complete this term, to be handed in between Wednesday 4th March to Wednesday 2nd April. You do not need to hand in one every week but by Wednesday 2nd April you should have handed in at least 4 pieces of home learning.

<p>Find out about Viking clothes. What did they wear? How did they make their clothes?</p>	<p>The Vikings used to navigate by stars. Research star constellations. Find out some of their names. Can you draw them?</p>	<p>Make a Viking helmet. Remember, they didn't actually have horns on them.</p>	
<p>Write a story based on one of these pictures.</p> 	<p>On a Viking ship they would have a carved wooden animal head at the front called a figurehead. Design a figurehead for a ship.</p>	<p>Create a shadow puppet show.</p>  <p style="text-align: center; font-size: small;">Shadow Puppets</p>	
<p>Practise using column methods for adding and subtracting:</p> <p>1) $475 + 127$ 5) $786 - 143$ 2) $334 + 182$ 6) $672 - 135$ 3) $268 + 354$ 7) $928 - 456$ 4) $685 + 537$ 8) $710 - 347$</p>	<p>Create a menu for a Viking themed restaurant.</p>	<p>Research some simple Viking embroidery patterns. Using a needle and coloured thread, have a go at a pattern.</p>	<p>Look up some Viking recipes. Have a go at making one that you like the look of.</p>

		
<p>Log in to Spelling Shed to practise your spellings.</p>	<p>Practise your times tables online.</p>	<p>You should be reading at home at least 4 times each week. Remember to record your reading in your contact book. When you've finished a book, you will need to do a quiz in school so remember to let us know!</p>

