

# Welcome to Year 2



Teaching assistants: Mrs Rekstiene and Miss Johnson  
Mrs Verge will be teaching the class on Thursday

# Reminders

Label items.

Water bottles.

Home learning - due in on Thursday.

PE on Wednesday.

Forest school on Tuesday.

## Topics

Oh! I do like to be beside the seaside.  
Into the city.  
The places we will go...  
No place like home.  
Amazing animals.

## Other exciting opportunities:

Forest school (Term 1 & 2), bikes (Term 1)  
and  
Swimming (Term 3 & 4).

# Home learning.

## History

In class we are going to be finding out about holidays in the past.

Interview someone in your family, a neighbour, or a family friend about the holidays they went on when they were younger.

- Where did they go?
- How did they get there?
- What did they do?
- How were their holidays different from yours?

## Science.

This term we are going to be learning about the use of everyday materials.

- Go on a material hunt at home! Find objects made from **wood, metal, glass, cloth, or stone/brick.**
- Draw and label the objects.

**Challenge:** Write a short description of what each object is used for.

Example	
Picture of the Object(s)	This is how the object felt warm    furry    smooth bendy
	Materials used to make the object Cloth and rubber
	Name of the object Slippers

## English – Postcard

Imagine you are a **pirate on an adventure!**

Write a postcard to someone at home describing:

- Where you have been
- How you got there
- What you have been doing



## D.T

Be creative with a shoe box!

Using a shoe box or small box create a model linked to our theme of

**'oh, I do like to be beside the seaside'**

For example: a seaside in a box, treasure chest or pirate ship!



## Year 2 home learning Menu

Remember to record all of your home learning in your book.

## PSHE

Create a safety poster about keeping safe at the seaside.

You could include:

- Keeping safe in the sun
- A list of items to bring along with you



## Geography / Science

Research an animal that you would find at a British seaside.

Present your facts in an interesting way.



## ART

Make a model of a seaside artefact or feature (e.g. shells, buckets, boats, or a crab).

**OR**

Draw or paint a seaside landscape.

## FREE CHOICE!

Surprise me with something amazing 😊

## English

Write your own short **seaside adventure story.**  
It can be about anything linked to the sea or seaside!

Spelling lists will be sent home in Term 2.


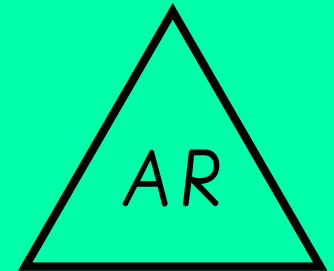
# Reading in Year 2

At home - please support your child by regularly reading at home.



## In class

- in groups
- as a class
- individual



# Spellings

### New Curriculum Spelling List Year 2

door	child	cold	pretty	grass	improve	
poor	wild	gold	beautiful	pass	sugar	
find	most	hold	after	plant	could	
mind	both	told	fast	path	would	
floor	children	every	last	bath	sure	
because	climb	great	past	hour	eye	
kind	only	break	father	move	should	
behind	old	steak	class	prove	who	
whole	many	busy	water	half	Mr	
any	clothes	people	again	money	Mrs	

### Rainbow Spellings

Can you write your spelling words out using multi-colours?

Spelling Word	Multi-coloured Spelling Word

### Backwards and Forwards!

Copy out your spelling words and then write them in the first column. Next copy them out backwards starting with the last letter! Finally, write them out forwards again! Did you spell them correctly every time?

Forwards	Backwards	Forwards
	1	1
	2	2
	3	3
	4	4
	5	5
	6	6
	7	7
	8	8
	9	9
	10	10

Spelling lists will include key words and Year 2 spelling patterns.

Spellings will be practiced in school regularly.

Spelling lists to be sent home in later terms.

# Handwriting

## Handwriting targets:

- Letter orientation.
- Letter formation.
- Appropriate size and written on the line.

**Letter families**  
For teaching letter formation

---

Letter family 1  
Down and off in another direction

l i t j u y

---

Letter family 2  
Down and retrace upwards

m n r b p h k

---

Letter family 3  
Anticlockwise round

c a d o q g e f s

---

Letter family 4  
Zig-zag letters

v w x z

---

# Maths<sub>s</sub>

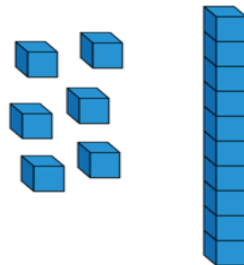
**TIMES  
TABLES**  
**X0**  
**X1**  
**X2**  
**X5**  
**X10**

Autumn term	Number <b>Place value</b> FREE TRIAL VIEW	Number <b>Addition and subtraction</b> VIEW	Geometry <b>Shape</b> VIEW	
	Measurement <b>Money</b> VIEW	Number <b>Multiplication and division</b> VIEW	Measurement <b>Length and height</b> VIEW	Measurement <b>Mass, capacity and temperature</b> VIEW
	Number <b>Fractions</b> VIEW	Measurement <b>Time</b> VIEW	Statistics <b>Statistics</b> VIEW	Geometry <b>Position and direction</b> VIEW

*Learning process:*  
Fluency  
Reasoning  
Problem solving


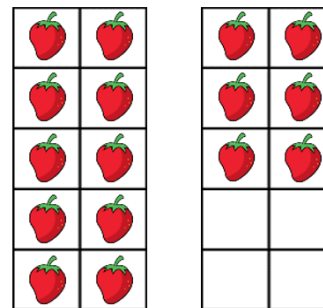
Jack says he has 61

Is he correct?



Explain your reasoning.

Here are two sets of objects.



Which are easier to count?  
Explain your answer.

# TIMES TABLES ROCK STARS



# Spelling Shed



# Assessments

SATs have been replaced with non-statutory assessments.

Teacher assessment is ongoing and based on learning in class.