











## Year 2 Newsletter Autumn 2025

I hope you all had a wonderful summer and are feeling refreshed and ready for the exciting terms ahead. This year we have lots of engaging topics planned, and this newsletter will give you an overview of the learning we will be doing together.

We are very fortunate in Year 2 to have the support of **Mrs Rekstiene** and **Miss Johnson**, who will be working alongside the children in class. In addition, every **Tuesday** the children will enjoy their weekly **Forest School** session, led by **Mrs Verge** and **Mrs Spokes**.

**Topics: 'Oh, I do like to be beside the seaside' & 'Into the city!'**

 <p><b>Fiction</b> <b>At the beach</b> Noun phrases &amp; postcard writing <b>The Pirates Next Door</b> Descriptive story writing &amp; letters. <b>Bubbles - short video</b> Setting description &amp; writing in character <b>Katie in London.</b> Recount writing. <b>Paddington</b> Writing in role, instructions &amp; London guide book <b>Poetry / Poetic language</b> Seaside &amp; Pirate poetry <b>Non-Fiction</b> <b>Blue whale</b> Non - chronological report <b>London Guide book</b></p>	 <p><b>Properties of materials</b></p>	 <p><b>Using materials</b> Seaside art and colour chaos <b>Wheels and axles</b> Moving Vehicles</p>	 <p><b>Ball skills - multi-skills &amp; basket ball</b> <b>Cycling</b> Forest school with <b>Mrs Verge</b></p>	 <p><b>Seaside songs</b> <b>Our Land</b> Focus: Exploring Sounds</p>
<p><b>History of the Seaside</b></p> <p><b>Famous people study</b> Queen Victoria</p>	 <p><b>History of the Seaside</b></p> <p><b>Famous people study</b> Queen Victoria</p>	 <p><b>Information technology all around us</b> What is technology? Basic computing skills</p> <p><b>Digital media</b> Photography &amp; making music</p>	 <p><b>Using maps</b> Locating resorts in the UK and surrounding seas</p> <p>Physical/Human features of the UK.</p>	 <p><b>How should we care for others and the world?</b></p> <p><b>How and why do we celebrate special and sacred times?</b></p>

 <p><b>Number - place value (within 100)</b></p> <ul style="list-style-type: none"> <li>Numbers to 20</li> <li>Count objects to 100 by making 10s</li> <li>Recognise tens and ones</li> <li>Use a place value chart</li> <li>Partition numbers to 100</li> <li>Write numbers to 100 in words</li> <li>Flexibly partition numbers to 100</li> <li>Write numbers to 100 in expanded form</li> <li>10s on the number line to 100</li> <li>10s and 1s on the number line to 100</li> <li>Estimate numbers on a number line</li> <li>Compare objects</li> <li>Compare numbers</li> <li>Order objects and numbers</li> <li>Count in 2s, 5s and 10s</li> <li>Count in 3s</li> </ul> <p><b>Geometry - Shape</b></p> <ul style="list-style-type: none"> <li>Recognise 2-D and 3-D shapes</li> <li>Count sides on 2-D shapes</li> <li>Count vertices on 2-D shapes</li> <li>Draw 2-D shapes</li> <li>Lines of symmetry on shapes</li> <li>Use lines of symmetry to complete shapes</li> <li>Sort 2-D shapes</li> <li>Count faces on 3-D shapes</li> <li>Count edges on 3-D shapes</li> <li>Count vertices on 3-D shapes</li> <li>Sort 3-D shapes</li> <li>Make patterns with 2-D and 3-D shapes</li> </ul>	<p><b>Number - addition &amp; subtraction (within 100), including money</b></p> <ul style="list-style-type: none"> <li>Bonds to 10</li> <li>Fact families - addition and subtraction bonds within 20</li> <li>Related facts</li> <li>Bonds to 100 (tens)</li> <li>Add and subtract 1s</li> <li>Add by making 10</li> <li>Add three 1-digit numbers</li> <li>Add to the next 10</li> <li>Add across a 10</li> <li>Subtract across 10</li> <li>Subtract from a 10</li> <li>Subtract a 1-digit number from a 2-digit number (across a 10)</li> <li>10 more, 10 less</li> <li>Add and subtract 10s</li> <li>Add two 2-digit numbers (not across a 10)</li> <li>Add two 2-digit numbers (across a 10)</li> <li>Subtract two 2-digit numbers (not across a 10)</li> <li>Subtract two 2-digit numbers (across a 10)</li> <li>Mixed addition and subtraction</li> <li>Compare number sentences</li> <li>Missing number problems</li> </ul>
---	--

## Learning at home

### Home learning menu

Home learning menus will be given out at the start of each term.  
 Children are expected to complete **5** tasks in term 1 and **6** in term 2.  
 Tasks can be completed in any order with the children are expected to complete their tasks to the best of their ability.  
 Home learning should be handed in on **Thursdays**.

### Extra support

#### Maths and Spellings

In school, we will begin by consolidating our knowledge of number bonds, before moving on to learning our times tables throughout the year. Regular practice at home will make a big difference, and children can use Numbots and Times Tables Rockstars to support their learning.  
 For spelling, we will focus on the Year 2 spelling patterns and common exception words. These will be practised in school first, with spelling lists sent home in Autumn term 2. Children will also receive their Spelling Shed logins for extra practice at home.

### Reading

In class, we will continue to follow the Little Wandle reading scheme. The children will read with an adult on **Monday, Tuesday and Wednesday**. Books will be sent home on a **Wednesday** and should be returned the following **Monday**, ready for other groups to use. Please ensure your child has regular opportunities to read their book at home to help consolidate the skills they are learning in school.

The reading practice sessions are designed to focus on three key areas:

- Decoding** - sounding out and recognising words
- Prosody** - reading with meaning, stress and intonation
- Comprehension** - understanding what has been read

Reading at home will strengthen these skills further. We kindly ask that you record each home reading session in your child's reading record.

### FURTHER INFORMATION

- If you have any concerns or wish to discuss any aspect of your child's day please do not hesitate to contact Mrs Ford by writing a note in your child's contact book. Alternatively, you can email Mrs Ford at the Year 2 email address: [yeartwo@high-firs.kent.sch.uk](mailto:yeartwo@high-firs.kent.sch.uk)
- Please limit the items your child brings into school to essentials such as lunch boxes, hats, coats, reading and contact books. Remember to label all your children's items clearly.

Monday	Tuesday	Wednesday	Thursday	Friday
	Forest school	P.E	Mrs Verge will be teaching Year 2.  Home learning due in.	Home learning books sent home