









WORLD WAR II

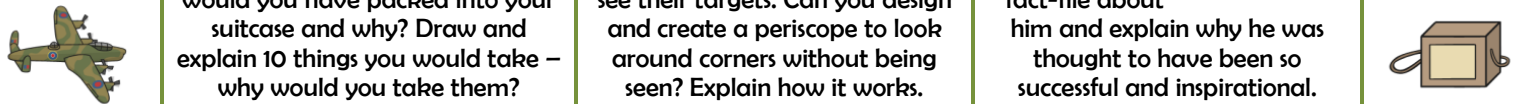
Autumn Term – Homework




In the grid below are your different homework tasks for this term. Please choose **11 pieces** of homework to complete this term, to be handed in between Thursday 12th September to Thursday 12th December. You do not need to hand in one every week but by Thursday 12th December, you should have handed in at least 9 pieces of home learning.

- | | | |
|--|---|---|
| <input type="checkbox"/> Thursday 12 th September | <input type="checkbox"/> Thursday 17 th October | <input type="checkbox"/> Thursday 21 st November |
| <input type="checkbox"/> Thursday 19 th September | <input type="checkbox"/> Thursday 24 th October | <input type="checkbox"/> Thursday 28 th November |
| <input type="checkbox"/> Thursday 26 th September | <input type="checkbox"/> Thursday 7 th November | <input type="checkbox"/> Thursday 5 th December |
| <input type="checkbox"/> Thursday 3 rd October | <input type="checkbox"/> Thursday 14 th November | <input type="checkbox"/> Thursday 12 th December |
| <input type="checkbox"/> Thursday 10 th October | | |



<p>Imagine you are an evacuee. Write a postcard home to your family explaining what has happened to you and where you are now living.</p> 	<p>Design and make a 3D model scene (diorama) from the war. It could be from the Blitz, dig for victory, an Anderson shelter etc.</p> 	<p>Write a script for a radio news broadcast about a key event during WWII (e.g. The Battle of Britain or one of Winston Churchill's speeches).</p> 	<p>Research a WWII recipe and make it at home. Photograph the meal and write out the recipe. Write a review of the meal!</p>
<p>Make a collage (or a scrapbook) of images from WWII and write captions for each one. Consider how the people in the photos were feeling.</p> 	<p>Write a poem about WWII. You could write about any element of the war e.g. the Blitz or life in an air raid shelter. Try to make your poem rhyme!</p>	<p>Research rationing - find out what foods were available and what was very difficult to get hold of. Use your information to write a menu using those ingredients.</p>	
<p>Find out where children were evacuated from and to in England. Try and show this on a map.</p> 	<p>Who was Anne Frank? What can you find out about her and her life? Why is she so well-known?</p> 	<p>Design a WWII poster persuading people to join the army in 1940. Remember to include why more people are needed and some details about why people might want to join!</p>	<p>Write a newspaper report about a bombing on a street.</p> 
<p>Find out what the Enigma machine was, where it was based and what it was used for.</p> 	<p>Draw (or make!) and label an aircraft from WWII. Some of the most well-known are: Hurricane, Spitfire and Flying Fortress.</p> 	<p>Write ten questions you would like to ask somebody who was evacuated during the war.</p>	<p>See what you can find out about clothing and fashion during WWII. Then, compare and contrast fashions of Wartime Britain and Britain today.</p>
<p>If you had been evacuated to the countryside during WWII, what items would you have packed into your suitcase and why? Draw and explain 10 things you would take – why would you take them?</p> 	<p>In WWII submarines were used as they could hide beneath the surface of the sea without being noticed. They used periscopes to see their targets. Can you design and create a periscope to look around corners without being seen? Explain how it works.</p>	<p>Winston Churchill was Prime Minister during WWII. Create a fact-file about him and explain why he was thought to have been so successful and inspirational.</p> 	



		
<p>Log in to Spelling Shed to practise your spellings.</p>	<p>Practise your times tables online.</p>	<p>You should be reading at home at least 4 times each week. Remember to record your reading in your contact book. When you've finished a book, you will need to do a quiz in school so remember to let us know!</p>



