












# Year 2 Newsletter Summer 2024



Welcome to the summer term! We have more exciting topics planned for this term alongside some really interesting books that will support our learning. We are very fortunate to have a wonderful team of teaching assistant to support the children in their learning. Mrs Verge will be teaching PE for one session a week and we will also have a PE session with Mr Sharma, a specialist cricket teacher. In Summer term 1 we will also be completing 'Small steps' road safety training with Mrs Mackay.

## Topics: 'Nature and life-cycles' & 'No place like home'

 <b>Fiction</b> <b>The boy who grew dragons</b> Descriptive language Writing in role as a character Explanation text. Debate - should dragons be kept as pets? <b>Lemur's tale</b> Letter writing <b>Bog baby</b> Creating and describing characters Story writing <b>The Secret of Black Rock</b> Diary writing Persuasive writing  <b>Poetry / Poetic language</b> <b>Riddles</b>	 Lifecyle  Habitats	 Nature sculpture and art  Textiles	 How can we learn from sacred books?	 Famous composer study.  Music from around the world
	 Famous people study - David Attenborough.	 Data handling Pictograms Bar charts  Modelling and simulations.	 Using geographical skills and field work - Our local area.  Islands with a focus on Madagascar.	 Games- Cricket, football & tri-golf  Athletics - focus on running, jumping and throwing.

### MATHS SMALL STEPS!

#### Fractions

- \* Introduction to parts and whole
- \* Know about equal and unequal parts
- \* Recognise a half
- \* Find a half
- \* Recognise a quarter
- \* Find a quarter
- \* Recognise a third
- \* Find a third
- \* Find the whole
- \* Know about unit and non-unit fractions
- \* Recognise the equivalence of a half and two-quarters
- \* Recognise three-quarters
- \* Find three-quarters
- \* Count in fractions up to a whole
- \*

#### Measures - Time

- \* To know O'clock and half past
- \* To know quarter past and quarter to
- \* Tell the time past the hour
- \* Tell the time to the hour
- \* Tell the time to 5 minutes
- \* To know about minutes in an hour and hours in a day

#### Statistics

- \* Make tally charts
- \* To use tables
- \* To read and draw block diagrams
- \* Draw pictograms (1-1)
- \* Interpret pictograms (1-1)
- \* Draw pictograms (2, 5 and 10)
- \* Interpret pictograms (2, 5 and 10)

#### Geometry - Position and direction

- \* To use the language of position
- \* Describe movement
- \* Describe turns
- \* Describe movement and turns
- \* Create shape patterns with turns



## Learning at home

### Home Learning Menu

Home Learning menus will be given to the children at the start of each term with the children expected to complete 4 tasks across the term.

The children can complete the tasks in any order. Children are expected to complete their home learning to the best of their ability.

### Reading

Parents are asked to hear their child read at least 4 times a week and ideally every day. Please record this in your child's reading record.

Remember to ask your child questions based on what they are reading. You can discuss the book before reading and then ask them questions whilst reading and when the book is completed. In school we use VIPERS questions so the children are able to answer different question types.



### Extra support



In school we will continue to build on our times tables knowledge and we are working on the 2, 5- and 10-times tables. Last term we began using times tables rock stars in school, this can also be accessed at home. Please encourage your child to play 'garage' mode when using this as it has teacher set targets. It is also set to 'automatic progress' meaning that as your child's speed in recalling the tables improves it will give them more challenging tables. This will also include division sums.

We will continue to be complete weekly spelling tests. Although we practise the spellings in school it would also be beneficial to practise them at home. Each spelling list is linked to an assignment on spelling shed - using this is a great way to encourage the children to learn the words in a fun way.

### FURTHER INFORMATION

- If you have any concerns or wish to discuss any aspect of your child's day please do not hesitate to contact Mrs Ford by writing a note in your child's contact book or send an email to the class email at [yeartwo@high-firs.kent.sch.uk](mailto:yeartwo@high-firs.kent.sch.uk)
- Please limit the items your child brings into school to essentials such as lunch boxes, hats, coats, reading and contact books. Remember to label all your children's items clearly.

Monday	Tuesday	Wednesday	Thursday	Friday
Spelling test	P.E with Mr Sharma	P.E with Mrs Verge		Times table test.
Small steps training				