



1st March 2024

High Firs Primary School

NEWSLETTER

Court Crescent, Swanley, Kent BR8 8NR Tel: 01322 669721

Email: office@high-firs.kent.sch.uk Website: www.high-firs.kent.sch.uk

Message from Mr Kilbride

A busy newsletter today with lots to talk about.

Firstly, school dinners. It has been very frustrating to have a cold packed-lunch only service in recent weeks – this has gone on for too long now. There are two issues here – number one is that the kitchen air extraction unit at Downsview (who cook our meals for us) is broken. There has been a delay in Kent County Council approving the works to fix this problem. I have spoken with the headteacher at Downsview this week and they are doing everything they can to lean on KCC to get this fixed. We understand that once the contractor has been approved the job will take 2-3 days – so I would hope that things may return normal in the next couple of weeks – I will update you when I get more information.

The second problem is that the school meals provider - Chandco – have been unable to maintain a hot service brought over from another kitchen. I have contacted them this week as well, to let them know how disappointing it has been that this has been allowed to go on for such a long time. I am expecting an update from their Account Director today regarding the possibility of restarting hot meals, even prior to the Downsview works being complete. Watch this space – I hope to bring you further news on this next week. If you would like to contact Chandco directly about this matter, please email karen.hewitt@chandcogroup.com.

Our girls football team battled very hard last Friday against an outstanding Sutton-at-Hone team. Sutton-at-Hone won 6-0, but our team represented the school superbly – never giving up and always giving maximum effort. We found out at the end of the match that all players on the opponent's team have played together for the same club outside of school for the past 3 years – so in a 40-minute match, our girls – of whom only 2 play for a club – did incredibly well to keep the score down to 6.

Look out for information below relating to our Values Pencils awarded today and Walk to School Week next week. We also include information below about Book Character Day and Comic Relief. We are aware that these two events come very close together and we would like to mark both occasions so there is an element of choice about the extent to which you choose to engage. For Book Day, we offer this year the chance to save money on an outfit by coming in pyjamas, if you would prefer to do that – alongside Comic Relief, where you can go the whole hog by baking a cake, bringing money to buy a cake and wearing a red nose and Comic Relief t-shirt – or you could opt to just bring in a red nose for example. I hope this gives everyone the chance to mark each occasion in as big or small a way as suits their circumstances – but where everyone feels they are joining in.



Tuesday 19th March BOOK CHARACTER DAY

As part of our Book Week Celebrations in mid-March, on Tuesday 19th March children can come to school dressed as a favourite book character! If your child would prefer not to dress up, they can simply bring in a book of their choice or come dressed in their pyjamas ready for some bed-time reading! (We are not dressing up for World Book Day on Thurs 7th March.)



Achieving more together



WALK TO SCHOOL WEEK from 4th to 9th March

We are asking all families to try to walk to school every day in Walk to School Week - if you live too far away from school to walk all the way, you could park a few roads away from school and walk the last part instead; this will still count as walking to school! Each class will have a chart to record the children who have walked to school - there will be a house point for each child that walks each day and a certificate at the end of the week for children who have walked every day. Walk to school with the staff! Members of our staff will be at various points around the local area to meet and walk to school with our families on the following dates –



Tuesday 5 th March at 8:40am	Meet us on the corner of Pinks Hill and Cranleigh Drive (top junction)
Wednesday 6 th March at 8:40am	Meet us on the corner of Charnock and Court Crescent
Thursday 7 th March at 8:40am	Meet us on the corner of Waylands and Pinks Hill

Our Park and Stride walking bus will also continue as usual.

School Values Pencils

We presented another round of School Values pencils in assembly today. Well done to:

	Be kind	Be your best	Be honest	Be safe
R	Grace Jenson Madeleine Betsy	Billy Drew Molly Joel	Ziggy Francis Esme B Bobbi	Tallulah Esme-Jayne Luna Elliott
1	Jamie Emma Freya Aylen	Nicole Isabella W Harry W Charlotte	Brooke Aaron Gloria Logan	George N Alice Harry H Anthony
2	Robert Teddy M Henry RW Stanley	Jaxon Jake Sabiha Kaya	Jonas Logan Sonny Lowen	Luiza-Maria Teddy C Lenny Francesca
3	Annabelle Edy Natasha Dylan	Joshua Lennie Sadie	Millie Danny Lewis Elias	Luca Ivy Roman Harvey
4	Omolayo Mason Tunde Poppy Miraculous	Evie T Smilte Emelia Selena Rakshanaa	Isabella O Omolade Logan Daisy S Clark Thomas	Lottie Demi Hannah Lilia Oscar Morgan
5	Bella C Alyah Agnish Michael Jacob	Honey Holly Amy Lily	Harry M Brad Beatrice G Alfie	Harrison Grace Fraser Samuel
6	Julian Harrison Thomas Teddy Bobby	Baraa Alan Belle Z Lacey	Harry F Luke Bella Mabel	Emanuela Ronnie Sienna Annie-Grace



Achieving more together



Register Rabbit

Congratulations to this week's Key Stage winners of Register Rabbit for their excellent attendance:

YEAR R
YEAR 6

Our class totals were:

Year 6 98.5%
Year 4 97.8%
Year 3 97.6%
Year R 93.6%
Year 1 93.3%
Year 5 93.0%
Year 2 92.2%



In our classes this week

Reception – have been travelling along mats & benches.

Year 1 – learned about mammals that live in water and on land.

Year 2 – learned about important people who helped with the Apollo 11 moon landing.

Year 3 – investigated which materials are good at reflecting light.

Year 4 – wrote descriptions of Pompeii - and improved their tennis skills!

Year 5 – designed skyships

Year 6 – imitated Darwin's finches to investigate the evolution of their beak shapes.

THIS WEEK'S
LEARNING

HOUSE POINTS

	This Week	Term Total	Top Scorers this week
BEECH	128	1108	Robert Y2; Jack M Y6
CHESTNUT	123	1579	Esme & Esme-Jayne YR; Annie-Grace Y6
OAK	94	1214	Charlie YR, Jack Y2; Elsie & Lacey Y6
ASH	112	1402	Florence & Francis YR; Jack B Y6



INSET DAYS

Fri 24th May 2024

Mon 1st July 2024

Coming up next week...

Walk to School Week

Tuesday 5th March

Walk to School with the staff: meet at the corner of Pinks Hill and Cranleigh Drive (top junction) – 8.40am

Wednesday 6th March

Walk to School with the staff: meet at the corner of Charnock and Court Crescent – 8.40am

Thursday 7th March

Walk to School with the staff: meet at the corner of Waylands and Pinks Hill – 8.40am

Year 1 Class Assembly – 10.10am

Year 1 Phonics Screening information meeting – 10.30am



Achieving more together





yes you can
with Slimming World

Saturdays 9.30am

High Firs School
Contact: Donna 07447 460129

slimmingworld.co.uk 



LOTTERY FUNDED Charity No. 1148298

FREE VOLUNTEER TRAINING

Home-Start are recruiting new volunteer parents – of any age, background, culture or gender – to attend a free 40-hour course of preparation beginning **Thursday 2nd May 10.00 – 2.00**
[then a further nine Thursdays]

Subjects covered include **ADDICTION, DEPRESSION, LISTENING SKILLS, LOSS, PARENTING SKILLS, LEARNING THROUGH PLAY, CHILD PROTECTION, SPECIAL NEEDS**

Following training (plus DBS checks and references) individual volunteers will be ‘matched’ with isolated, vulnerable local families with pre-school children – to home visit for 2-3 hours per week, offering emotional and/or practical parent-to-parent support.

Travel expenses are paid – and ongoing supervision / training provided
www.homestartnwkent.org.uk

CALL 01322 225 100 for details
or email office@homestartnwkent.org.uk



RED NOSE DAY

Friday 15th March
For Comic Relief 2024, High Firs are having a Bake Off!



THE GREAT COMIC RELIEF BAKE OFF

If you would like to take part, please bring your baked entry into school on Friday 15th March.

These could be a cake, cookies, bread, cupcakes - be creative! The entries will be judged by school staff and school council! Then at the end of the school day, the cakes will be sold to raise some money for Comic Relief.

Bakes could be Red Nose Day themed, but they don't have to be. Please note, we do not have space to store anything in the fridge so your bake will need to be stored at room temperature.






Children are also invited to wear something red or a red nose day t-shirt (alongside school uniform) on Friday 15th March. You could also wear a red nose!



Achieving more together





February 2024

High Firs Primary School

FOCUS ON:

Design & Technology

<p>What is DT?</p>	<p><i>Quick Quiz – only one of these is always true... (answer below)</i> DT and Art are different from each other because:</p> <div data-bbox="708 645 1007 927"><p>Ceri says: Art is 2D and DT is 3D</p></div> <div data-bbox="727 936 1086 1240"><p>Kieron says: You paint in art but not in DT</p></div> <div data-bbox="1050 689 1513 1099"><p>Bob says: In art you create things that look appealing and in DT you create things that achieve a purpose</p></div> <p style="text-align: right;"><small>Bob is correct</small></p>
<p>How much DT we do</p>	<p>DT often shares a timetable slot with art – so children will usually do one term of art followed by a term of DT – once a week. This means children will do three DT projects each school year. Sometimes, the practical making side of DT will be blocked together over one or two school days – saving time on setting up and clearing away.</p>
<p>How we teach DT</p>	<p>DT projects are taught over several distinct steps:</p> <ul style="list-style-type: none">• deconstruction of existing product• exploration of materials, flavours and textures and joining methods• construction of prototype joins and mechanisms• design brief• design• construction• evaluation
<p>This year's focus</p>	<p>In this school year, in all year groups, we are aiming to help the children retain their new knowledge through accurate use of DT related vocabulary and through regular opportunities created to recall prior learning and relate prior learning to current project.</p>





Achieving more together

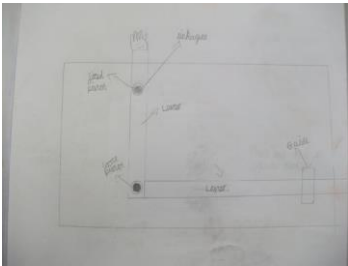


In Reception, the children prepare for DT further up the school by exploring a variety of materials, tools and techniques, experimenting with colour, design, texture, form and function. This year so far, children have created their own wands using sticks found in forest school and decorating them with ribbons, glitter and other enticing media. The woods was also the inspiration for Reception's beautiful Autumn crowns.

For Year 1's project on freestanding structures the children designed and made castles using measuring, cutting, sticking with sellotape and sticking with glue. To help with the evaluations, the children commented on features in other work that they admired.




Year 3 were introduced to mechanical systems through a study of levers and linkages. The children used fixed and loose pivots to design and make their Christmas cards with moving parts.



Year 4's textiles unit focused on creating Tudor purses using their own paper patterns, then cutting out fabric, embroidering decorations and tacking pieces together with a running stitch, before completing the strong join using a blanket stitch.

Year 5 were introduced to pulleys and to design and make a fairground ride. rotating pulley wheel move another learned that you can speed up and slow wheels and they now understand the make both pulley wheels turn.



gears in their mechanical systems project The children learned how to make one pulley wheel using a drive belt. They down the ride by using different sized importance of tension in the drive belt to



Achieving more together

