











Year 2 Newsletter Spring 2024



Welcome back! I hope you all had a great Christmas and I wish you a Happy New Year. I am very excited for the terms ahead and I have lots of interesting topics planned - this newsletter outlines all the learning for our spring terms.

Topic: 'Oh the places we will go!'





 <p>Fiction Lost and found Using description and exploring ideas. Story mapping & storytelling. Poles apart Comparing characters, diary writing & dialogue Lights on Cotton Rock Imaginative writing and newspaper reports Poetry / Poetic language Space poetry Rhyming and simile focus Non-Fiction The Emperor's egg Explanation text Ice trap Recount writing Biographies & Fact files Neil Armstrong / Ernest Shackleton</p>	 <p>Healthy me Plants</p>	 <p>Moving vehicles Mars Rover Miro & Kenojuak Ashevak Sculpture and surrealism</p>	 <p>Swimming Gym - routine and skills development & using equipment Tri-golf</p>	 <p>Exploring instruments Space music!</p>
 <p>Measures - Mass, capacity and temperature</p> <ul style="list-style-type: none"> Compare mass Measure in grams Measure in kilograms Four operations with mass Compare volume and capacity Measure in millilitres Measure in litres Four operations with volume and capacity Read and compare temperature <p>Money</p> <ul style="list-style-type: none"> Count money - pence Count money - pounds (notes and coins) Count money - pounds and pence Choose notes and coins Make the same amount Compare amounts of money Calculate with money Make a pound Find change Two-step problems 	 <p>Events in history study - Expedition to Antarctica & moon landing Famous people study - Ernest Shackleton & NASA moon landing crew.</p>	<p>COMPUTING</p> <p>Data handling Pictograms</p> <p>Programming and control Robot algorithms</p>	 <p>Using geographical skills & comparing regions North pole vs South pole Weather patterns UK & North / South Pole</p>	<p>RELIGIOUS EDUCATION</p> <p>Who is a Muslim and what do they believe?</p> <p>How and why do we celebrate special and sacred times?</p>

Measures - Height & length

- Measure in centimetres
- Measure in metres
- Compare lengths and heights
- Order lengths and heights
- Four operations with lengths and heights

Number - Multiplication & Division

- Recognise equal groups
- Make equal groups
- Add equal groups
- Introduce the multiplication symbol
- Multiplication sentences
- Use arrays
- Make equal groups - grouping
- Make equal groups - sharing
- The 2 times-table
- Divide by 2
- Doubling and halving
- Odd and even numbers
- The 10 times-table
- Divide by 10
- The 5 times-table
- Divide by 5
- The 5 and 10 times-tables

Learning at home		
Home learning menu	Reading	
<p>Home learning menus will be given to the children at the start of each term with the children expected to complete 3 or 4 tasks across the term.</p> <p>The children can complete the tasks in any order and once the children have completed a task, they need to hand it in by Thursday of that week. Children are expected to complete their home learning to the best of their ability and return these on time.</p>	<p>Parents are asked to hear their child read at least 4 times a week but 5 times is January so the children can take part in</p> <p></p> <p>Please record this in your child's reading record so that your child will receive their certificate at the end of the month. Remember to ask your child questions based on what they are reading as this helps to develop their understanding, as well as fluency. Questions can be asked before, during and after reading and can be based on the VIPERS question styles. Once a book has been read at home the children will complete an accelerated reader task.</p>	
<div style="display: flex; justify-content: space-around; align-items: center;">   </div> <p>Extra Support</p> <p>In school we will continue to build on our times tables knowledge, and we will focus on the 5 times tables. We will be using times tables rock stars in school to support this. I know some children are already using this at home and I would encourage all children to give it a try 😊. Please encourage your child to play 'garage' mode when using this as it has teacher set targets. It is also set to 'automatic progress' meaning that as your child's speed in recalling the tables improves it will give them more challenging tables. This will also include division sums.</p> <p>We will continue to be complete weekly spelling tests. Although we practise the spellings in school it would also be beneficial to practise them at home. Each spelling list is linked to an assignment on spelling shed - using this is a great way to encourage the children to learn the words in a fun way.</p> <p>FURTHER INFORMATION</p> <ul style="list-style-type: none"> If you have any concerns or wish to discuss any aspect of your child's day, please do not hesitate to contact Mrs Ford by writing a note in your child's contact book or send an email to the class email at yeartwo@high-firs.kent.sch.uk Please limit the items your child brings into school to essentials such as lunch boxes, hats, coats, reading and contact books. Remember to label all your children's items clearly. 		

Monday	Tuesday	Wednesday	Thursday	Friday
Spelling test		Swimming		PE