












Year 4 Newsletter Spring Term 2023

Message from Mrs Payne and Ms Hoskins - Hello Year 4! We hope that you all had a good holiday and that you are ready to do lots more learning. The topics that we will be covering are outlined below.

<p>Mathematics</p> <p>Multiplication</p> <ul style="list-style-type: none"> Factor pairs Multiply and divide by 10, 100 Use related facts – multiplication and division Use informal written methods for multiplication Multiply a 2-digit and 3- digit number by a 1-digit number Divide a 2-digit and 3-digit number by a 1-digit number Answer correspondence problems Use efficient multiplication <p>Area and Perimeter</p> <ul style="list-style-type: none"> Measure in Kilometres and metres Find Equivalent lengths (kilometres and metres) Understand perimeter on a grid Find perimeter of a rectangle and rectilinear shapes Find missing lengths of rectilinear shapes Find perimeter of rectilinear shapes and regular polygons <p>Fractions</p> <ul style="list-style-type: none"> Understand the whole and count beyond 1 Partition a mixed number Use number lines with mixed numbers Compare and order mixed numbers Understand improper fractions Convert mixed numbers to improper fractions Convert improper fractions to mixed numbers Place equivalent fractions on a number line Understand and use equivalent fraction families Add two or more fractions Add fractions and mixed numbers Subtract two fractions Subtract from whole amounts Subtract from mixed numbers <p>Decimals</p> <ul style="list-style-type: none"> Understand tenths as fractions and decimals Understand tenths on a place value chart and a number line Divide a 1-digit and 2-digit number by 10 Understand hundredths as a fraction and a decimal Understand hundredths on a place value chart Divide a 1- or 2-digit number by 100 	<div style="text-align: center;">  </div> <p>English</p> <p>Texts and stories from other cultures</p> <p>BOOK STUDY: The Fire Makers Daughter – link to topic</p> <p>Grammar, Punctuation & Spelling:</p> <p>Statutory Spellings</p> <p>Homophones & Near Homophones</p> <p>Nouns ending in the suffix -ation</p> <p>Adding the prefix sub- (meaning 'under') and adding the prefix super- (meaning 'above')</p> <p>Punctuating Speech</p> <p>Commas as a pause</p> <p>Commas after fronted adverbials</p> <p>Commas in a list</p> <p>Plural Possessive Apostrophes</p> <p>Standard English</p> <p>Verbs: perfect forms</p> <p>Possessive pronouns</p> <p>Coordinating & subordinating conjunctions</p> <p>Past tense</p> <p>Future tense</p>	
<p>PSHE</p> <ul style="list-style-type: none"> Emotional Well-being 	<p>PE ~ Gymnastics and Dance</p> <div style="text-align: center;">  </div>	
<div style="display: flex; align-items: center;">  <div> <p>RE</p> <ul style="list-style-type: none"> What can we learn from different religions about what is right and wrong? </div> </div>	<p>GEOGRAPHY ~ Volcanoes & Earthquakes</p> <div style="text-align: center;">  </div>	
<p>MUSIC ~ Around the world</p> <ul style="list-style-type: none"> Pitch and songs Pentatonic Melodies Kwaheri Rap <div style="text-align: center;">  </div>	<p>ART ~ Textiles and Collage</p> <div style="text-align: center;">  </div>	
<p>SCIENCE ~ Animals/humans</p> <div style="text-align: center;">  </div>	<p>COMPUTING ~ Programming & control</p> <div style="text-align: center;">  </div>	<p>FRENCH</p> <ul style="list-style-type: none"> Body parts Weather In the classroom <div style="text-align: center;">  </div>

SUPPORTING LEARNING AT HOME

We appreciate the support that you give your child at home. **Learning Logs** are designed to support in-class learning and to be accessed by all the children at their own level, so everyone is expected to "do their best" each week; children may be asked to complete Home Learning during their own time in school if it is not returned appropriately completed. You will know what is realistic for your child in terms of output and time taken to undertake the tasks and the amount of support you give may vary week to week; please let us know if you have any concerns regarding this. If your child is unsure about a task, please ask them to ask a member of class staff *before* the handing-in day!

Spellings are sent home weekly and may focus on the statutory word list (see below), children's individual needs and topic-related words. Again, words are appropriate for the children they are assigned to and children are expected to attain a minimum score in

the tests. **Times Tables** are essential to supporting your children's maths lessons in Year 4 so all practise is a good thing!

accident(ally)	decide	grammar	natural	quarter
actual(ly)	describe	group	naughty	question
address	different	guard	notice	recent
answer	difficult	guide	occasion(ally)	regular
appear	disappear	heard	often	reign
arrive	early	heart	opposite	remember
believe	earth	height	ordinary	sentence
bicycle	eight/eighth	history	particular	separate
breath	enough	imagine	peculiar	special
breathe	exercise	increase	perhaps	straight
build	experience	important	popular	strange
busy/business	experiment	interest	position	strength
caught	extreme	island	possess(ion)	suppose
centre	famous	knowledge	possible	surprise
century	favourite	learn	potatoes	therefore
certain	February	length	pressure	though/although
circle	forward(s)	library	probably	thought
complete	fruit	material	promise	through
consider		medicine	purpose	various
continue		mention		weight
calendar		minute		woman/women
Monday	Tuesday	Wednesday	Thursday	Friday
PE	Spellings Test	Learning Logs Due In!		PE

FURTHER INFORMATION

- Please record your child's reading at home in their contact book. Reading is a key skill and should be undertaken ideally each evening, there is an expectation that all children read at least 3 times weekly and that this is recorded in the contact book.
- If you have any concerns or wish to discuss any aspect of your child's day, please do not hesitate to write a note in your child's contact book or to email yearfour@high-firs.kent.sch.uk
- Please would you check all items of your child's clothing are labelled with their name.
- Any money sent into school should be in a named envelope please.