



A COMPLETE PHONICS RESOURCE
TO SUPPORT CHILDREN

Teach reading: change lives

Parent workshop: Phonics and early reading





**A love of reading is the biggest indicator
of future academic success.**

OECD (The Organisation for Economic Co-operation and Development)





Phonics

Little Wandle Letters and Sounds Revised

Our school has chosen *Little Wandle Letters and Sounds Revised* as our systematic, synthetic phonics (SSP) programme to teach early reading and spelling.





Phonics is:

making connections between the sounds
of our spoken words and the letters that
are used to write them down.





Phonics is:

...the sound that letters make.

- Phonemes
- Graphemes

The name of a letter and the sound it makes is very different.

- The first key focus is the sound.

c a t



Foundations

Phonic Awareness

- Instruments
- Simon Says **c-oa-t**
- I spy. Make sure it's sounds!

Key for when reading and writing.

Phase 2 Sound Mat



 s	 a	 t	 p	 i	 n	 m	 d
 g	 o	 c	 k	 ck	 e	 u	 r
 h	 b	 f	 l	 j	 v	 w	 x
 y	 z	 qu	 th	 sh	 ch	 ng	 nk

Blending to read words



It is very important we say the pure sound without an 'uh' sound on the end

Segmenting to spell words

Phase 3 Sound Mat



ai



ee



igh



oa



oo



oo



ar



or



ur



ow



oi



ear



air



er

Tricky words

is I the put pull full as
and has his her go no to
into she push he of we me be

Tricky words

was you they my by all
are sure pure

Tricky words





Year 1

- Sounds that can be written in different ways **ai/ay** but make the same sound.
- Sounds that can be written in the same way but make a different sound **cow/snow**.

Year 1






ea

each /ee/
head /e/
break /ai/

How do we teach reading in books?

Reading practice sessions are:

- when your child is ready for blending.
- three times a week – Decoding, Prosody, Comprehension
- taught in small groups
- matched to your child's assessment level
- building fluency



Reading a book at the right level


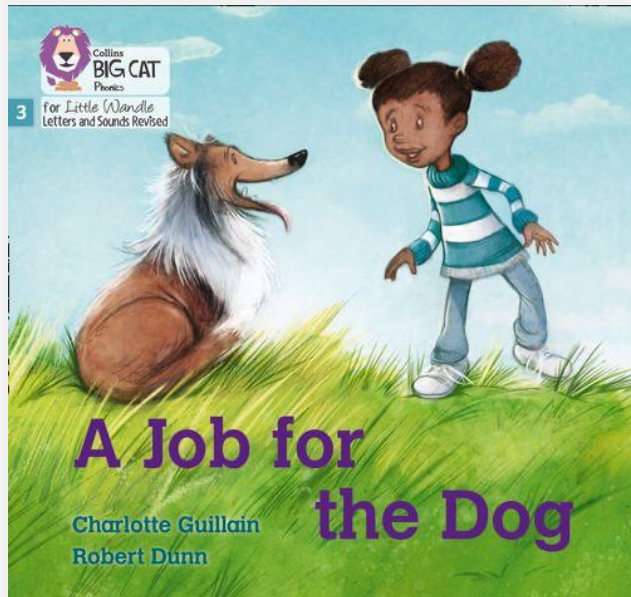
This means that your child should:

- Know all the sounds and tricky words in their phonics book well
- Read many of the words by silent blending (in their head) – their reading will be automatic
- Any stopping and sound out they do need to do should be able to do this on their own.

Reading with this fluency will enable your child to develop a greater sense of reading for meaning – using expression in their voice and being able to answer simple comprehension questions about the book.



For Reception and Year 1, books will come home on a **Wednesday** to be returned on **Monday**.



Read to your child



The shared book is for YOU to read:


Give them a love of reading!

- Make the story sound as exciting as you can by changing your voice.
- Talk with your child as much as you can:
 - Introduce new and exciting language
 - Encourage your child to use new vocabulary
 - Make up sentences together
 - Find different words to use
 - Describe things you see.



Listening to your child read their phonics book

- Your child should be able to read their book without your help.
- If they can't read a word, read it to them.
- Talk about the book and celebrate their success!



Year 1 Phonics Screening Check

- 'Alien' words.



Check 1
Section 1

stip	
prool	
darps	
thand	

Supporting your child with phonics



**Phase 2 sounds taught in
Reception Autumn 1**



**Phase 2 sounds taught in
Reception Autumn 2**



**Phase 3 sounds taught in
Reception Spring 1**



**One of the greatest gifts adults can
give is to read to children**

Carl Sagan

